



HOT PROCESS SOAP

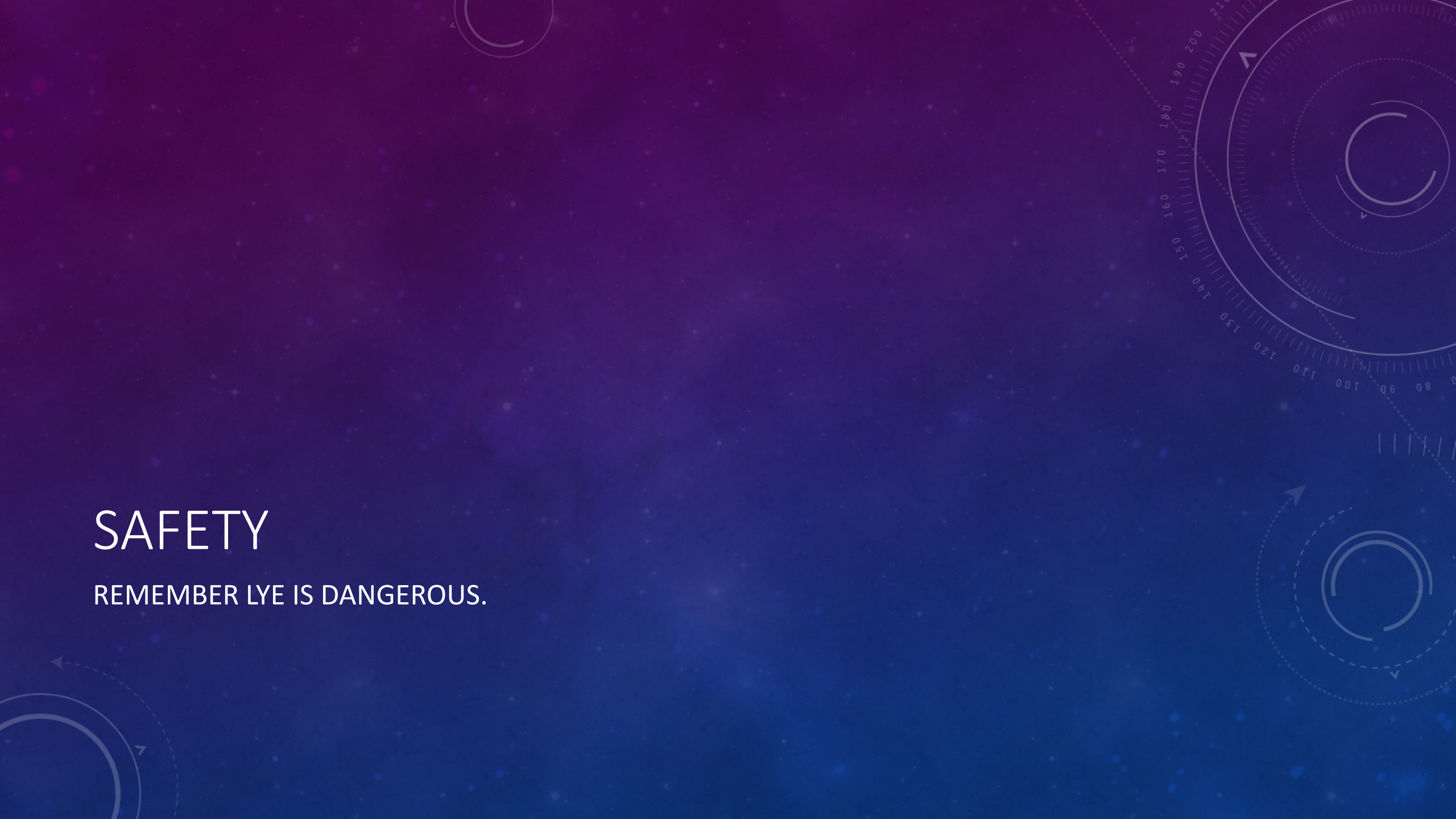
KATHY COLEMAN
ECLECTIC BEE FARM

PROCEDURE

1. Safety First
2. Measure Ingredients
3. Turn on Crock Pot
4. Pour in Oils
5. Make Lye/ Water Mix
6. Mix Water Mix with Oil Mix
7. Cook Through the Stages
8. Add Extras
9. Pour in Mold
10. Cut Bars
11. Let Dry

SAFETY

REMEMBER LYE IS DANGEROUS.



SAFETY WITH SOAP

NaOH-Lye

- Caustic
- Eyes
- Clothing
- Hands
- Feet



Sodium hydroxide, solid



DANGER

Causes severe skin burns and eye damage.

PREVENTION

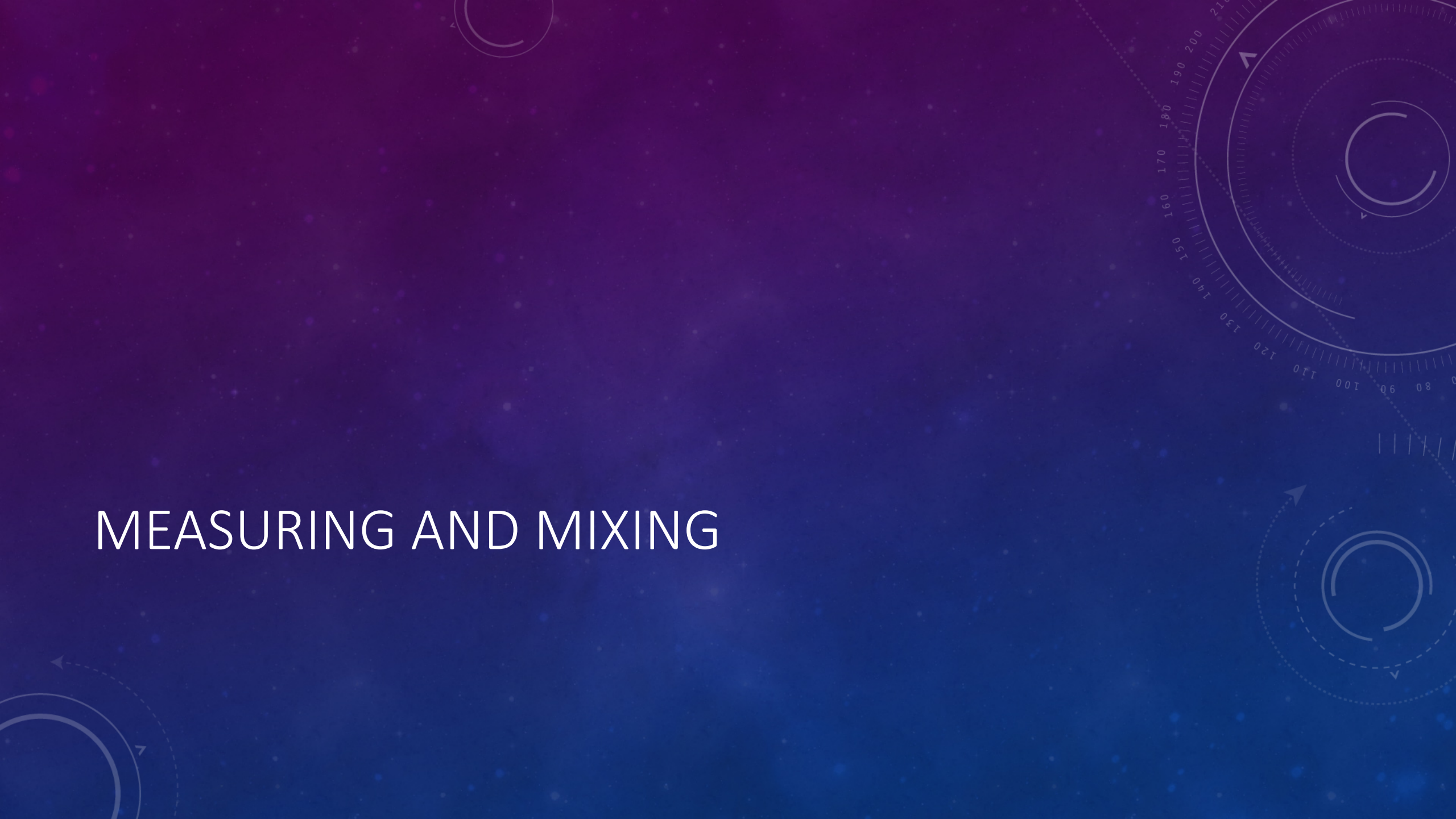
Do not breathe dust. Wash skin and eyes thoroughly after handling. Wear protective gloves and clothing, and eye and face protection.

RESPONSE

If swallowed: Rinse mouth. Do NOT induce vomiting. **If in eyes:** Rinse cautiously with water for several minutes. Remove contact lenses, if present and easy to do. Continue rinsing. **If on skin (or hair):** Take off immediately all contaminated clothing. Rinse skin with water/shower. Wash contaminated clothing before reuse. **If inhaled:** Remove person to fresh air and keep comfortable for breathing.

Immediately call a doctor or other medical personnel.

MEASURING AND MIXING



Measure Ingredients

- This must be exact. The chemical reaction depends on exactness.
- Have a good scale.
- Check SAP values and Double check your math Before you make soap.
- Avoid Cross Contamination.
- Soapcalc.net or Summerbeemeadow.com have lye calculators



CROCK POT

Time to turn on the heat. This step can be reversed with the measuring.

The background features a dark blue gradient with a starry space pattern. Overlaid on this are several technical diagrams, including a large circular gauge with numerical markings (100, 110, 120, 130, 140, 150, 160, 170, 180, 190, 200, 210) and arrows, and other smaller circular diagrams with arrows, suggesting a scientific or technical context.

It is time to mix the Lye and the Water.

**REMEMBER: THE LYE GOES IN THE WATER
SLOWLY. YOU ALSO NEED VENTILLATION.**

Let the lye water sit until it is clear.

THE COOK



STAGES OF COOKING

- Melted oil
- Trace
- Beginning Cook
- Applesauce
- Mashed Potato
- Vaseline Like

MELTED OILS



SLOWLY STIR IN LYE WITH YOUR WHISK



TRACE



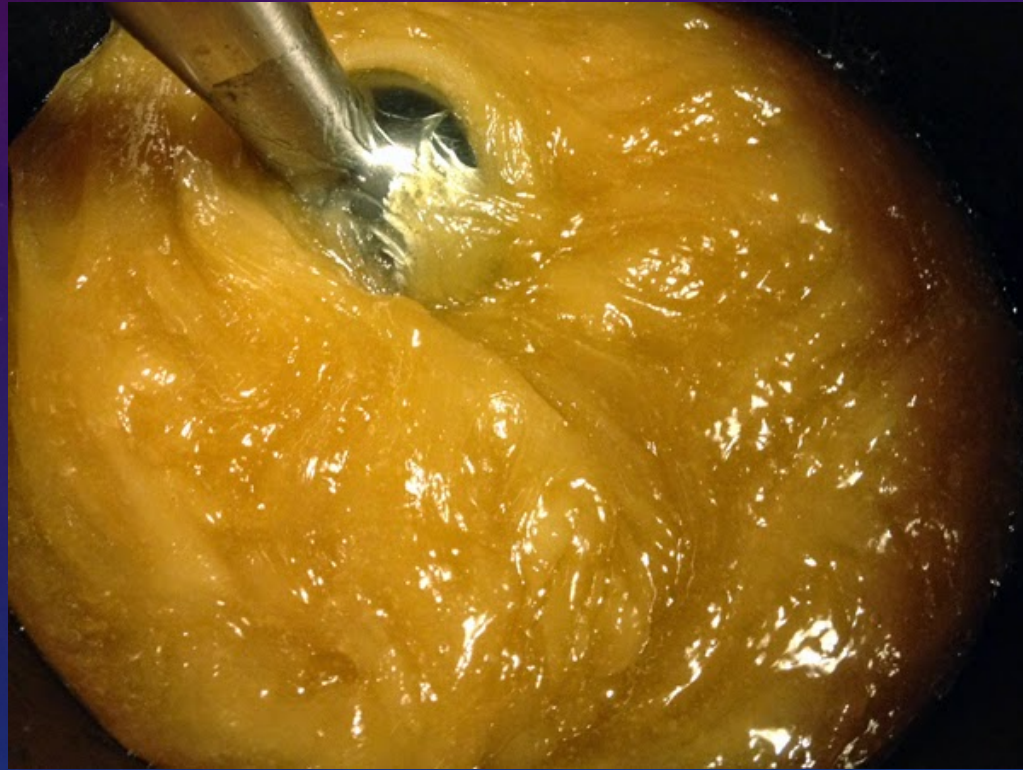
BEGINNING COOK



APPLESAUCE



MASHED POTATO



VASELINE LIKE



SCENTS AND EXTRAS

Add super fat oil .

Stir in.

Add scent.

The background is a dark blue gradient with a subtle pattern of white stars and technical diagrams. On the right side, there are several circular diagrams resembling gauges or dials with numerical scales (e.g., 100, 110, 120, 130, 140, 150, 160, 170, 180, 190, 200, 210) and arrows. There are also dashed lines and other geometric shapes scattered across the scene.

Time to pour your soap into the mold.

Design on the top or smooth the top

Let it rest and cut it tomorrow.





Let your soap dry for 1 to 2 weeks to let it harden.

Contact Us



ECLECTIC BEE FARM

www.eclecticbeefarm.com

DAN BROOKS

334-328-2806

KATHY COLEMAN

334-220-4352

ALABAMA MASTER BEEKEEPER

Bee Supplies, Bees, Honey, and Beeswax Products

eclecticbeefarm@hotmail.com

We are on Facebook: Eclectic Bee Farm 16